

Scaled data based on original data using
LM-79-08 Approved Method: Electrical and Photometric Measurements of Solid-
State Lighting Products

Test Report Prepared for
Cooper Lighting Solutions
(formerly Eaton)

Brand: McGRAW-EDISON

Report Number: P386551

Luminaire Tested: **GWC-SA2B-727-U-RW**

Issue Date: 3/3/2020

Test Information

Test Method: LM-79-08
Report Number: P386551
TEST IS SCALED FROM IESNA LM-79-08 TEST DATA (G2-1903-205-7)
Test Lab: INNOVATION CENTER
Issue Date: 3/3/2020
Manufacturer: COOPER LIGHTING SOLUTIONS (FORMERLY EATON)
Product Line: MCGRAW-EDISON
Catalog Number: GWC-SA2B-727-U-RW
Description: GALLEON WALL LUMINAIRE
(2) 70 CRI, 2700K, 800mA LIGHTSQUARES WITH 16 LEDS EACH AND RECTANGULAR WIDE OPTICS
Light Source: -
Ballast/Driver: ELECTRONIC DRIVER

Summary

Lumens per Lamp: N/A
Luminaire Lumens: 10195 lumens
Efficiency: N/A
Efficacy: 118.5 lumens/watt
Luminous Opening: Rectangular (W 1' x L: 0.5' x H: 0')
IES Classification: Type III - Short
BUG Rating: B3 - U0 - G3

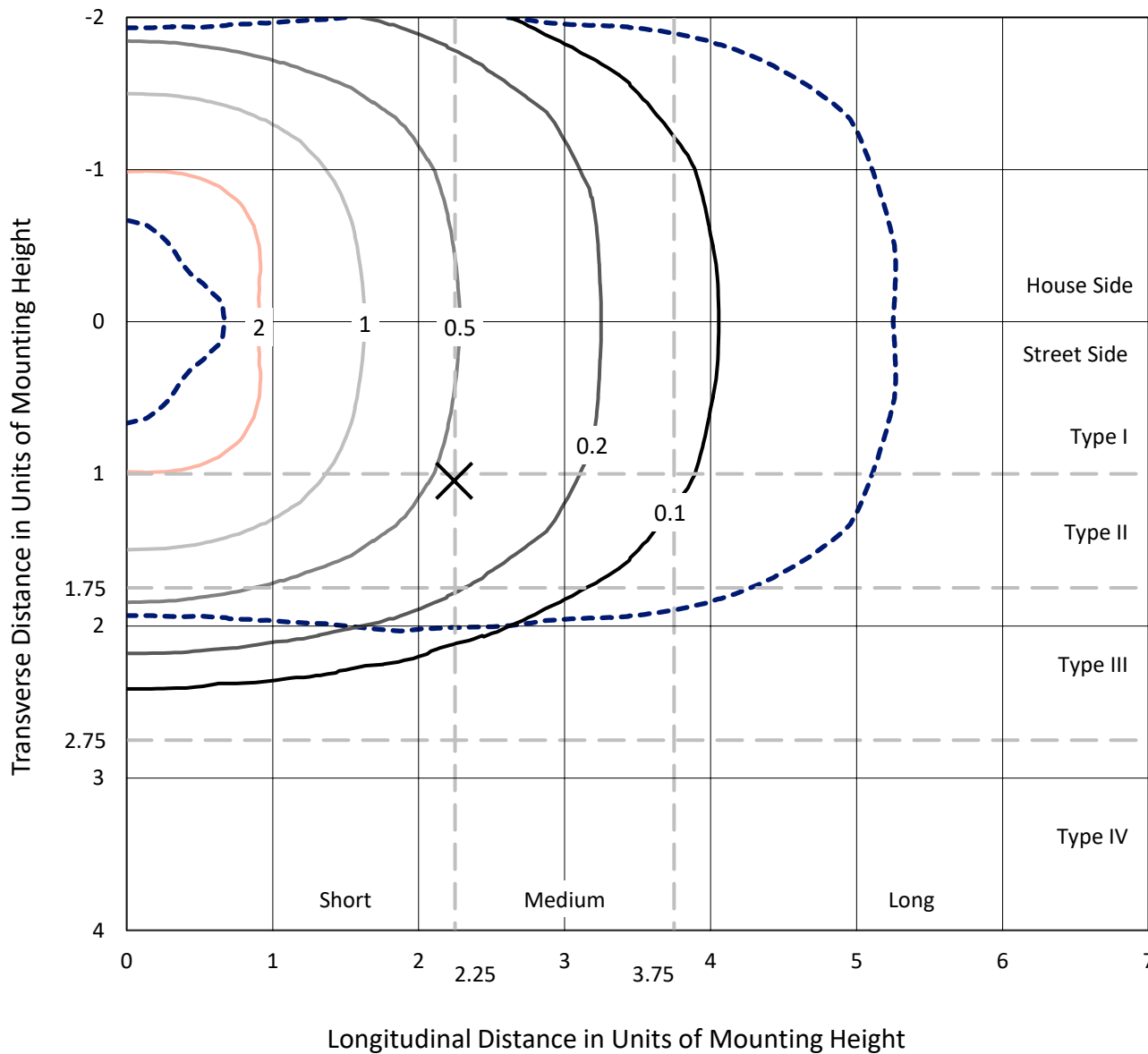
Input Watts (W): 86
Input Voltage (V): NR
Input Current (Ain): NR
Voltage Rise (V): NR
Power Factor: NR
Total Harmonic Distortion (THDi): NR
Frequency (hertz): 60
Stabilization Time: NR
Operation Time: NR
Ambient Temperature (°C): NR
Test Distance: 24 FT



REPORT NUMBER: P386551
 CATALOG NUMBER: GWC-SA2B-727-U-RW

Iso-Footcandle Lines of Horizontal Illumination

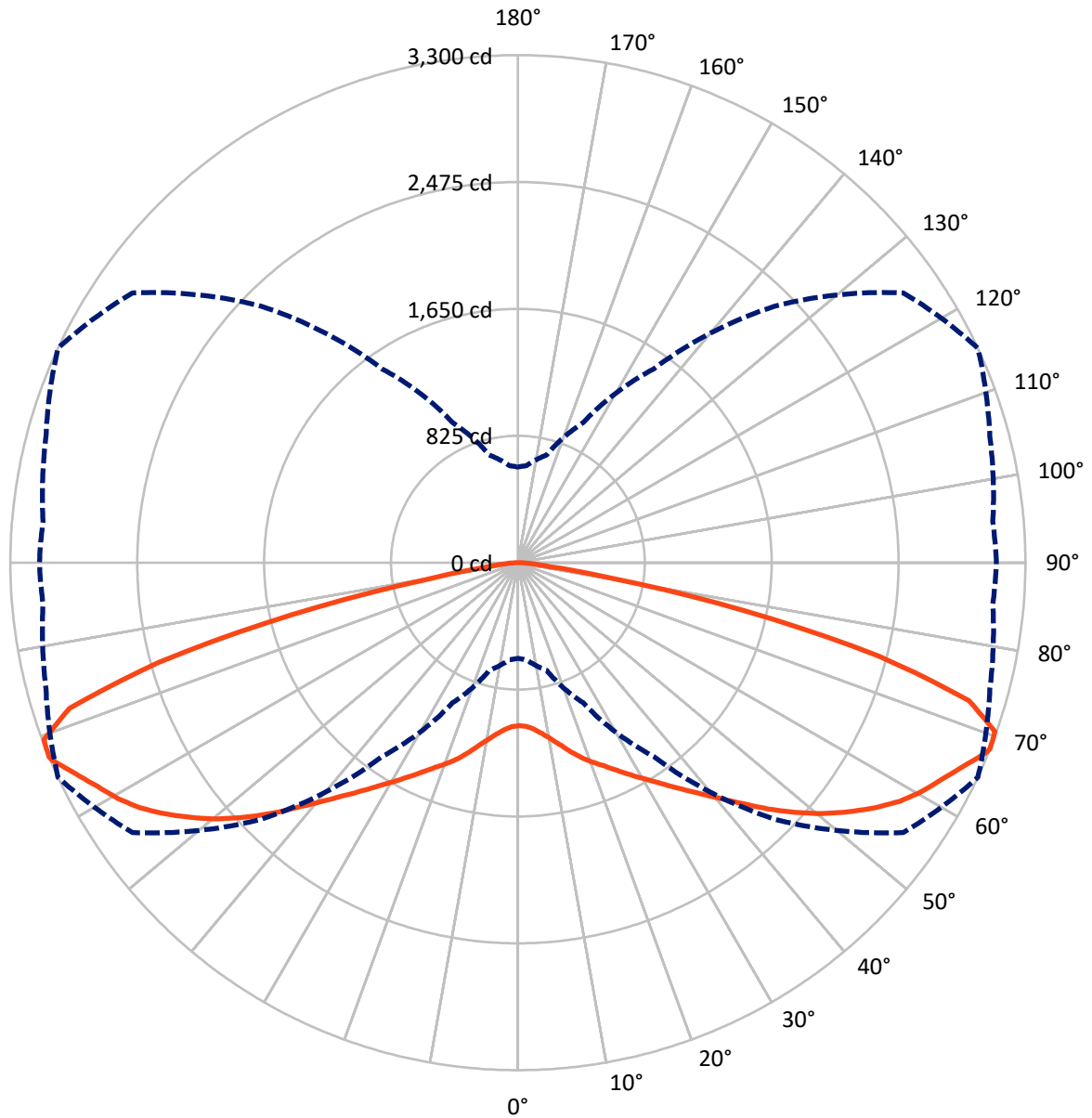
✕ Max cd
 - - - 1/2 Max cd



Based on 20 foot mounting height. Maximum calculated value = 3 fc
 Type III - Short - N/A

REPORT NUMBER: P386551
CATALOG NUMBER: GWC-SA2B-727-U-RW

Luminous Intensity Polar Plot



— Vertical Plane Through 65-Deg Lateral - - - Horizontal Cone Through 68-Deg Vertical

REPORT NUMBER: P386551

CATALOG NUMBER: GWC-SA2B-727-U-RW

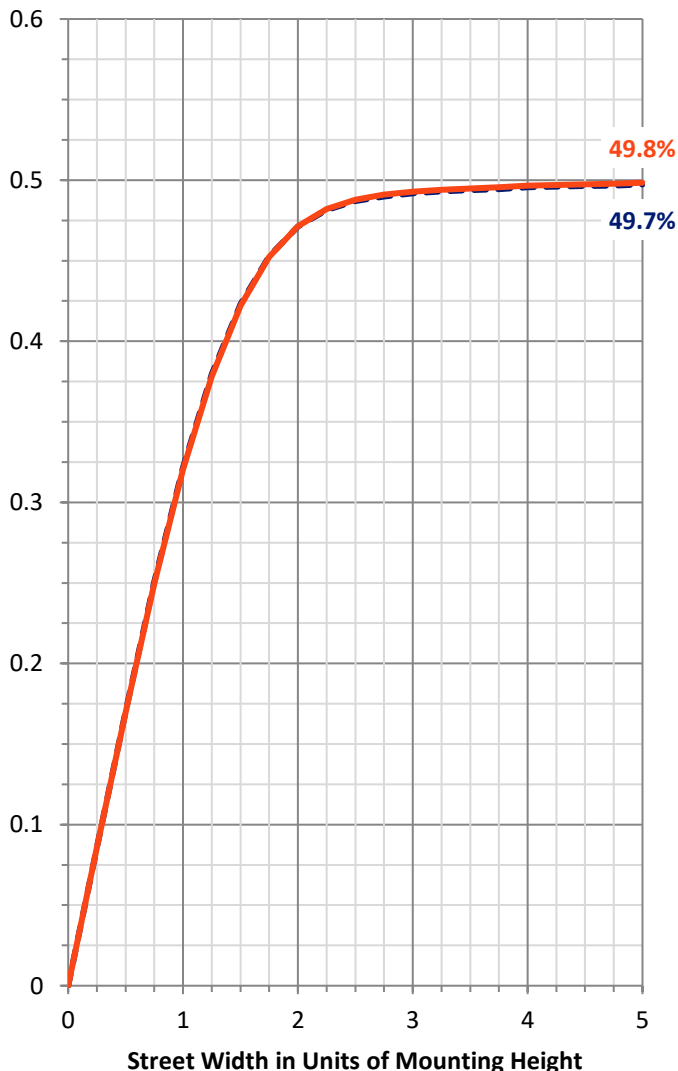
FLUX DISTRIBUTION:

		Downward	Upward	Total
House Side	Lumens	5097.5	0.0	5097.5
	% Fixture	50.0	0.0	50.0
Street Side	Lumens	5097.5	0.0	5097.5
	% Fixture	50.0	0.0	50.0
Total	Lumens	10195.0	0.0	10195.0
	% Fixture	100.0	0.0	100.0

ZONAL LUMENS:

Zone	Lumens	% Fixture
0°-10°	103.8	1.0
10°-20°	347.5	3.4
20°-30°	677.6	6.6
30°-40°	1138.3	11.2
40°-50°	1793.5	17.6
50°-60°	2398.5	23.5
60°-70°	2331.6	22.9
70°-80°	1274.6	12.5
80°-90°	129.6	1.3
90°-100°	0.0	0.0
100°-110°	0.0	0.0
110°-120°	0.0	0.0
120°-130°	0.0	0.0
130°-140°	0.0	0.0
140°-150°	0.0	0.0
150°-160°	0.0	0.0
160°-170°	0.0	0.0
170°-180°	0.0	0.0
0°-90°	10195.0	100.0
0°-180°	10195.0	100.0

Coefficient of Utilization



REPORT NUMBER: P386551

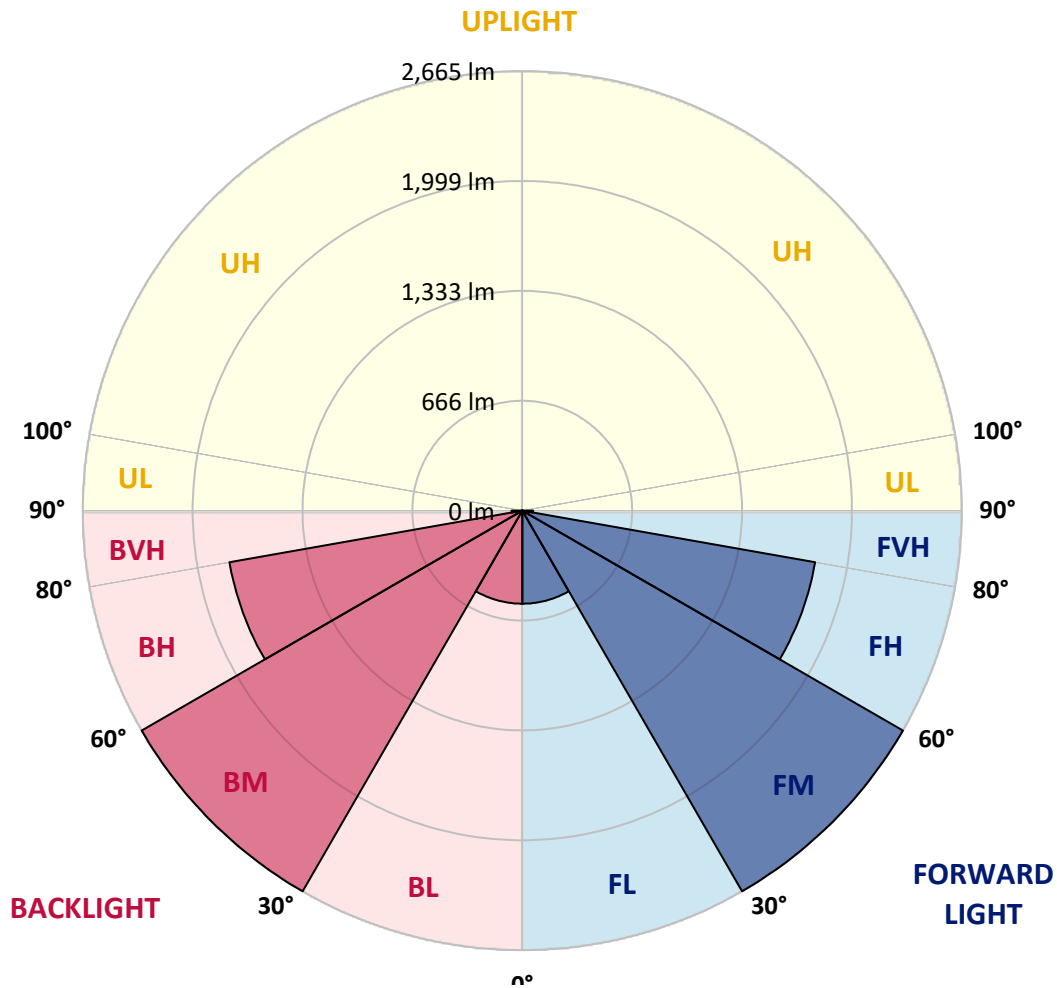
CATALOG NUMBER: GWC-SA2B-727-U-RW

LUMINAIRE CLASSIFICATION SYSTEM LUMEN TABLE AND BUG RATING:

Zone	Lumens	% Fixture	Zone Rating/Lumen Limit		
			B	U	G
FL (0°-30°)	564.4	5.5			
FM (30°-60°)	2665.1	26.1			
FH (60°-80°)	1803.1	17.7			G2/5000
FVH (80°-90°)	64.8	0.6			G1/100
BL (0°-30°)	564.4	5.5	B2/1000		
BM (30°-60°)	2665.1	26.1	B3/5000		
BH (60°-80°)	1803.1	17.7	B3/2500		G3/2500
BVH (80°-90°)	64.8	0.6			G1/100
UL (90°-100°)	0.0	0.0		U0/0	
UH (100°-180°)	0.0	0.0		U0/0	

BUG Rating: B3-U0-G3

Type III Short





REPORT NUMBER: P386551

CATALOG NUMBER: GWC-SA2B-727-U-RW

CANDELA DISTRIBUTION (FULL):

	0°	5°	15°	25°	35°	45°	55°	65°	75°	85°	90°
0°	1060.0	1060.0	1060.0	1060.0	1060.0	1060.0	1060.0	1060.0	1060.0	1060.0	1060.0
2.5°	1052.5	1052.9	1054.6	1056.6	1058.3	1062.8	1063.8	1065.5	1066.2	1067.9	1067.9
5°	1043.3	1044.0	1048.1	1053.5	1059.7	1070.6	1078.5	1087.4	1091.8	1096.6	1096.3
7.5°	1042.3	1044.0	1049.8	1058.7	1068.9	1087.0	1103.5	1121.2	1133.2	1144.1	1143.4
10°	1052.9	1055.6	1063.8	1077.1	1092.5	1115.1	1139.3	1163.3	1184.1	1200.9	1201.6
12.5°	1068.9	1072.3	1085.3	1105.5	1128.7	1157.8	1186.5	1213.5	1242.2	1267.2	1269.2
15°	1090.1	1094.6	1114.1	1144.1	1179.7	1214.2	1245.0	1272.7	1305.8	1340.3	1343.8
17.5°	1121.6	1127.7	1153.4	1194.0	1240.9	1278.8	1310.9	1331.8	1359.5	1395.0	1401.5
20°	1169.4	1177.3	1209.8	1258.3	1315.4	1355.0	1379.7	1384.1	1397.8	1429.6	1437.1
22.5°	1231.6	1238.5	1274.7	1332.5	1396.4	1439.5	1452.5	1434.7	1433.3	1459.0	1466.1
25°	1301.0	1307.2	1349.2	1414.2	1482.9	1530.4	1530.1	1495.5	1471.6	1491.4	1499.0
27.5°	1379.0	1388.5	1428.9	1497.3	1570.7	1617.6	1614.8	1561.5	1516.1	1521.2	1527.7
30°	1468.5	1479.1	1518.4	1587.8	1661.3	1707.1	1703.7	1633.3	1564.9	1551.3	1556.0
32.5°	1579.6	1592.3	1629.5	1697.9	1762.9	1804.2	1794.3	1711.2	1623.7	1594.0	1598.4
35°	1713.3	1720.8	1760.1	1827.5	1880.1	1908.5	1887.6	1801.5	1698.3	1662.4	1662.4
37.5°	1848.7	1854.5	1898.6	1963.9	2014.8	2029.8	1989.2	1900.3	1795.7	1744.7	1745.8
40°	1978.6	1994.3	2043.9	2110.9	2161.1	2165.2	2111.2	2013.1	1904.0	1851.4	1857.5
42.5°	2114.3	2129.7	2188.8	2264.7	2309.1	2316.0	2252.7	2139.6	2026.4	1983.7	1990.5
45°	2235.3	2247.6	2316.0	2404.1	2459.5	2477.3	2402.4	2284.5	2158.7	2117.0	2118.7
47.5°	2319.7	2335.8	2411.0	2514.9	2595.6	2622.9	2549.4	2425.7	2288.9	2238.4	2242.8
50°	2396.3	2404.8	2481.1	2594.6	2697.1	2753.5	2690.6	2565.2	2420.6	2366.9	2371.7
52.5°	2439.0	2450.0	2523.8	2642.1	2763.4	2854.3	2816.1	2690.6	2547.7	2495.4	2501.2
55°	2409.3	2417.5	2506.0	2652.7	2804.4	2916.6	2922.4	2813.3	2672.5	2626.7	2643.1
57.5°	2273.9	2284.2	2392.2	2584.3	2809.6	2958.6	3002.4	2927.2	2789.1	2751.8	2761.4
60°	2062.3	2068.8	2184.0	2400.0	2709.8	2976.0	3053.3	3020.1	2903.2	2866.0	2879.0
62.5°	1685.3	1694.8	1832.6	2122.1	2498.8	2924.4	3102.5	3097.1	3009.5	2975.4	2987.0
65°	1152.0	1168.7	1321.2	1687.3	2173.7	2766.5	3147.3	3186.6	3103.5	3060.5	3075.9
67.5°	695.6	707.9	818.4	1114.1	1663.4	2447.9	3101.2	3288.5	3169.9	3100.5	3113.1
68°	621.8	633.1	725.4	1005.3	1538.6	2358.0	3059.1	3300.1	3177.0	3099.8	3111.1
70°	375.7	383.2	445.1	621.5	1025.9	1870.5	2772.3	3290.5	3222.9	3109.4	3115.9
72.5°	244.8	247.1	257.4	318.9	524.0	1046.0	2080.8	3066.3	3291.6	3165.1	3164.1
75°	203.4	202.0	203.1	210.2	258.4	458.7	1215.9	2422.3	3137.7	3077.2	3055.7
77.5°	171.9	170.9	170.6	170.9	173.0	221.5	527.8	1508.9	2401.1	2722.1	2741.2
80°	139.1	137.8	142.2	140.2	134.0	137.8	221.2	627.6	1131.8	1217.6	1141.1
82.5°	101.2	96.1	115.2	109.7	104.6	97.1	122.0	202.7	270.1	185.3	130.2
85°	77.9	72.5	87.5	84.1	71.8	49.6	72.5	99.1	109.4	62.6	49.2
87.5°	31.8	33.5	63.2	49.9	42.0	23.9	29.7	39.7	53.3	26.7	20.5
90°	0.0	0.0	0.0	0.0	0.0	0.0	0.0	0.0	0.0	0.0	0.0

Signify Classified - Internal
Cooper Lighting Solutions Photometric Lab
1121 Highway 74 South
Peachtree City, GA 30269

Scaled Data Report



Report Generated By 670245982

Signify Classified - Internal
Cooper Lighting Solutions Photometric Lab
1121 Highway 74 South
Peachtree City, GA 30269

Scaled Data Report



Signify Classified - Internal
Cooper Lighting Solutions Photometric Lab
1121 Highway 74 South
Peachtree City, GA 30269

Scaled Data Report



Signify Classified - Internal
Cooper Lighting Solutions Photometric Lab
1121 Highway 74 South
Peachtree City, GA 30269

Scaled Data Report





--- HS — SS

Signify Classified - Internal
Cooper Lighting Solutions Photometric Lab
1121 Highway 74 South
Peachtree City, GA 30269

Scaled Data Report



u

Signify Classified - Internal
Cooper Lighting Solutions Photometric Lab
1121 Highway 74 South
Peachtree City, GA 30269

Scaled Data Report



(END OF REPORT)